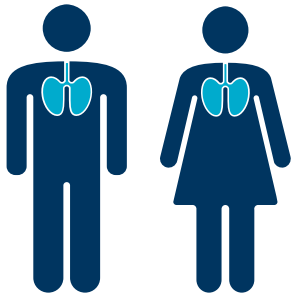



hello!
I'm your new radon test kit.

Take me out of my plastic wrapping and hang me up by my hook!



Radon:
Leading cause of lung cancer for non-smokers.



Only **1 out of 5** lung cancer patients are living 5 years after diagnosis.




Minnesota's radon levels are more than **3x** higher than the rest of the United States.



2 out of 5 Minnesota homes have high radon levels.

YOU can reduce your lung cancer risk by **TESTING** your home for radon!



I'm easy to use.

Turn over to find out how.



mn DEPARTMENT OF HEALTH

HOW TO TEST FOR RADON

in **5** Easy Steps

1 Unwrap. Fill out test kit information.




2



Place cardboard in mouth of kit like so.

3



Hang the test kit up by its hook. Keep up 3 – 7 days.

- Test the lowest level of the home you regularly use (10+ hours a week).
- Hang it up at least 20" above the floor.
- Keep windows closed.
- 3 feet from windows/exterior doors and do not place in kitchen or bathroom.

4

Cut off hook, take out cardboard, seal it, and write-down serial number.



5

Fill out all information and mail it in right away.

