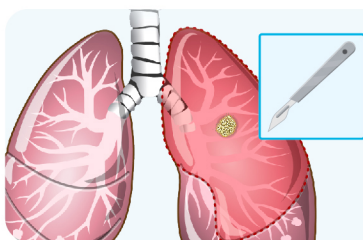


UNDERSTANDING LUNG CANCER SURGERY



A Breath of Hope
LUNG CANCER FOUNDATION

YouAndLungCancer.org



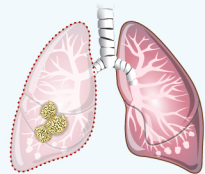
About lung cancer surgery

Surgery is a treatment option for some people with lung cancer. Your doctor may recommend surgery if the cancer is relatively small, has not spread, and can be removed fairly easily. Surgery may also be done to help diagnose or stage lung cancer, by removing tissue or lymph nodes for examination.

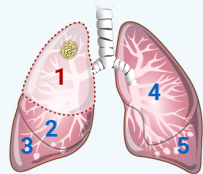
Especially when done early, lung cancer surgery can be a good treatment option. With the right surgery team and approach, many people can live full, active lives after surgery.

Types of lung cancer surgery

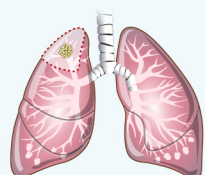
Your surgery type will depend on the tumor size, its location, and your lung function.



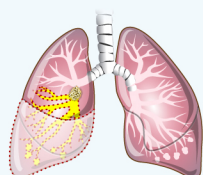
Pneumonectomy
removes a whole lung



Lobectomy
removes one of five lung sections (lobes)



Segmentectomy
removes part of one lobe



Sleeve operation
removes part of an airway and a section of lung

What to expect from surgery



Lung cancer surgery is done with general anesthesia.

How long the surgery takes depends on what type of surgery you have.

Recovery can take several weeks to months. Your doctor will talk to you about all your treatment options.

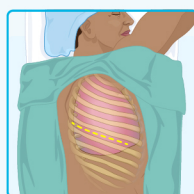
Enhanced Recovery After Surgery (ERAS) is a way to help reduce pain and speed up recovery. ERAS protocols include advanced pain management techniques that reduce your need for strong pain medications.

Your surgery team **monitors you closely** through and immediately after surgery

How lung cancer surgery is done

Advanced technology and minimally invasive techniques are making lung cancer surgery recovery easier while maintaining good outcomes.

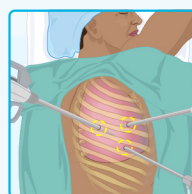
Open surgery (Thoracotomy):



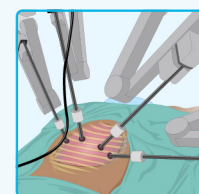
Requires a **larger incision**

Done for **larger tumors** or **more complex** cancers

Minimally invasive surgery (Thoracoscopy):



Video-assisted thoracic surgery (VATS)
uses small incisions and a tiny camera



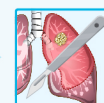
Robotic-assisted thoracic surgery (RATS)
uses extremely precise robotic tools

Lung cancer surgery can be combined with other treatments



Treatment *before* surgery is called **neoadjuvant therapy**

It can help shrink tumors to make surgery more successful



Treatment *after* surgery is called **adjuvant therapy**

It can help keep cancer from returning and improve long-term survival



Biomarker testing is required to determine eligibility and to guide the selection of neoadjuvant and adjuvant therapies

Early detection and treatment for the best outcomes

For lung cancer, early detection and treatment make a difference. If you've been diagnosed, talk to your doctor about biomarker testing for optimal treatment.

Early detection and waiting for biomarker test results before a treatment plan gives you the best chance of a **positive outcome**



Please note: This information is not intended to be a substitute for professional medical advice. Always consult your doctor about any health-related questions.

References:

1. American Cancer Society. Surgery for non-small cell lung cancer. Available at: www.cancer.org/cancer/types/lung-cancer/treating-non-small-cell/surgery.html
2. American Lung Association. Minimally invasive thoracic surgery. Available at: www.lung.org/lung-health-diseases/lung-procedures-and-tests/minimally-invasive-thoracic-surgery
3. Hoy H, Lynch T, Beck M. Surgical treatment of lung cancer. *Crit Care Nurs Clin North Am*. 2019 Sep;31(3):303-313.
4. A Breath of Hope Lung Cancer Foundation and Mechanisms in Medicine Inc.: You And Lung Cancer: An Animated Patient's Guide to Lung Cancer. Available at: www.YouAndLungCancer.org



For more information visit:
YouAndLungCancer.org

Developed by A Breath of Hope Lung Cancer Foundation and Mechanisms in Medicine Inc.



A Breath of Hope
LUNG CANCER FOUNDATION

Mechanisms in
Medicine
Interactive Animated Medical Education